

CLARITY | VISITOR

Smart solutions for the modern workspace

VISITOR MANAGEMENT AND DIGITAL SIGN-IN SOLUTION

Welcome visitors the smart way

Make every visit seamless, speed up arrivals, reduce queues, and greet every guest with a professional welcome. Combine efficiency with safety, ensuring peace of mind for your team and visitors.

Why choose **CLARITY VISITOR**?

- **Fast and Efficient:** Simplify sign-in/out and keep your lobby flowing
- **Enhanced Security:** Full audit trails, real-time emergency lists, and visitor traceability
- **Accurate Records for Compliance:** Built-in GDPR consent capture protects visitor privacy
- **Consistent Procedures:** Tailor visitor management across all sites
- **Professional Impression:** Make every visitor's arrival smooth, reinforcing trust in your services



Flexible Space
Association

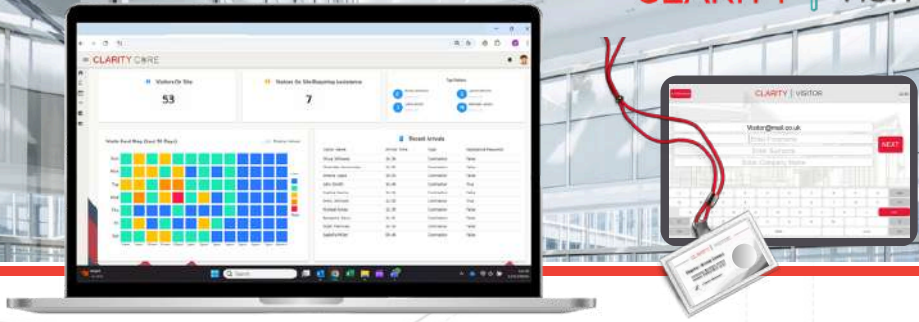
Award Winner
in Technology
Innovation 2021



Integrating technology into the workspace



Information Systems



EFFORTLESS VISITOR MANAGEMENT

- **Centralised Host Directory**

A centralised record of employees or departments who receive visitors — inc. contacts and notification preferences.

- **Quick Self-Sign-In Process**

Visitors sign in instantly directly on the Clarity Visitor screen with minimal effort.

- **Personalised Welcome Messages**

Greet visitors with tailored messages and site-specific information that make them feel valued and informed

- **Seamless Pass Printing**

Print visitor passes on-demand with compatible printers, reducing wait times and streamlining the check-in process.

- **Visitor Tracking & Reporting**

Monitor visitor activity with live occupancy data, detailed auditing, and comprehensive reporting.

- **Optional Host Search at Check-In**

Let visitors easily find the person or company they're visiting directly at the check-in screen, reducing errors.

- **Instant Host Notifications**

Automatically alert hosts the moment their visitor arrives via email, keeping everyone in sync without delays.

- **On-Site List & Emergency Roll Call**

Maintain a secure digital log of all visitors, with instant access to emergency roll-call reports for peace of mind and compliance readiness.

Discover more about our versatile and interactive solutions

Contact us today

By email:
info@clarity-core.com

By phone:
 0330 223 11 44

www.ra-is.co.uk


 CLARITY CORE

 @CLARITYCORE

 RA Information Systems

 @rainfosystems

 rainfosystems



Smart solutions for the modern workspace

MOUNTING OPTIONS FOR YOUR DIGITAL SCREENS

Display your Clarity screens your way — wall-mounted, floorstanding or countertop. Whatever the environment, we offer sleek, professional mounting solutions tailored for:

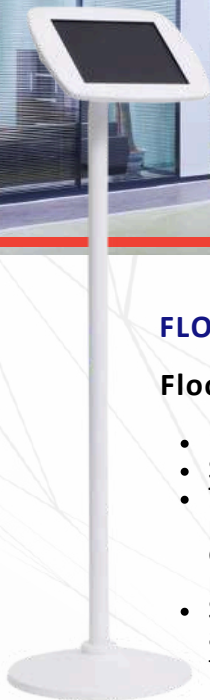
- Clarity Signs – Room booking and digital signage
- Clarity Visitors – Sign-in and visitor management
- Clarity Parcels – Parcel scanning and self-collection



FLOORSTANDING

Floorstanding with weighted base

- 114cm high for standing interaction.
- Set in portrait or landscape.
- The heavy solid steel base ensures stability, perfect when mounting to the floor is not an option (can be mounted to the floor if preferred).
- Smart Power Options: Conceal a power adaptor or battery pack in the base, within the mounting arm.



Floorstanding with weighted base + Brother[®] Printer Mount for visitor management

- 114cm high for standing interaction.
- Set in portrait or landscape.
- The heavy solid steel base ensures stability, perfect when mounting to the floor is not an option (can be mounted to the floor if preferred).
- Smart Power Options: Conceal a power adaptor or battery pack in the base, within the mounting arm.
- Holds a Brother Label Printer.



Floorstanding slim

- 113cm high for standing interaction.
- Set in portrait or landscape.
- Streamlined base designed for permanent floor installation. Includes a 2 meter USB Sync and Charge Cable.



COUNTER-TOP



Counter

- Freestanding base makes it simple to move around on the counter-top, ideal for installations where you cannot drill holes into the counter.
- No mounting or permanent fixings required.
- Set in portrait or landscape.

Desk

- Mount to your desk table or counter top. Ideal for places where the tablet needs to stay in a stable position.
- A durable, low-profile stand, perfect for reception areas or office spaces.
- Cables neatly stored inside.
- Set in portrait or landscape.

Counter 60

- Freestanding base makes it simple to move around on the counter-top, ideal for installations where you cannot drill holes into the counter.
- No mounting or permanent fixings required.
- Set in portrait or landscape.

Flex

- Offers a full range of movement with a flexible gooseneck mounting arm
- that lets you twist and turn the screen at any angle.
- Mount to your desk table or counter-top.
- Set in portrait or landscape.





WALLMOUNT

Wall mount faceplate

- A space-saving low profile solution designed to keep your tablet on vertical surfaces and walls at eye level. Ideal for areas with limited surface space, such as corridors.
- Fixed at an angle of 60° to entice interaction.
- Run cables through the inside to keep your screen continuously powered and looking tidy.
- Mount to a Vesa articulated arm or to the wall.
- Set in portrait or landscape.



Wall mount faceplate 60

- A space-saving low profile solution designed to keep your tablet on vertical surfaces and walls at eye level.
- Fixed at an angle of 60° to entice interaction.
- Run cables through the inside to keep your screen continuously powered and looking tidy.
- Set in portrait or landscape.



All options support:

- Compatibility with a wide range of tablet models.
- Colour choice: white or black.
- High-Security Enclosures: Ideal for public spaces with limited supervision. Lock your tablet inside the enclosure using the lock and key system.
- Concealed Cables: Cables are completely concealed to avoid tampering.

Mounting Options:

Our Desk, Flex, & wallmounting arms can be installed in two ways:

- Surface Mounting (Fixing from Above) – Attach directly to the top of a desk, counter, or wall using supplied Torx security wood screws. Ideal for thick surfaces or walls where you can't access the reverse.
- Through Mounting (Fixing from Below) – Drill right through the surface and secure with bolts/fasteners from underneath or behind. Creates a strong, streamlined fixture.

To discover more about our truly versatile & interactive screens

Contact us today

By email:
info@clarity-core.com

By phone:
0330 223 11 44

www.ra-is.co.uk

 CLARITY CORE

 @CLARITYCORE

 RA Information Systems

 @rainfosystems

 rainfosystems